



51311 A

Third B.P.Th. (2012) Examination, Summer 2018
SURGERY – I

Total Duration : 2 Hours

Total Marks : 40

- Instructions :**
- 1) Use **blue/black** ball point pen only.
 - 2) **Do not** write anything on the **blank portion of the question paper**. If written anything, such type of act will be considered as an attempt to resort to unfair means.
 - 3) **All** questions are **compulsory**.
 - 4) The number to the **right** indicates **full** marks.
 - 5) Draw diagrams **wherever** necessary.
 - 6) Distribution of syllabus in Question Paper is only meant to cover entire syllabus within the stipulated frame. The Question paper pattern is a mere guideline. Questions can be asked from any paper's syllabus into any question paper. Students cannot claim that the Question is out of syllabus. As it is only for the placement sake, the distribution has been done.
 - 7) **Use** a common answerbook for **all** Sections.

1. Short answer question (**any five** out of six) : (5×3=15)
 - a) Blood Substitutes.
 - b) Wound Classifications.
 - c) Hypovolemic shock.
 - d) Indications of Mastectomy.
 - e) Classifications of Fistula in Ano.
 - f) ~~Haematuria~~ Tracheostomy care

2. Short answer question (**any five** out of six) : (5×5=25)
 - a) Management of burns.
 - b) Chest Injury Management.
 - c) Treatment of Varicose Veins.
 - d) Buerger's Disease.
 - e) Ventricular Septal Defect.
 - f) ~~Multinodular goiter~~ Below knee Amputation.

63921

Third BPTH (Revised) Examination, Summer 2018
GENERAL SURGERY

Total Duration : Section A + B = 3 Hours

Total Marks : 80

SECTION – A & SECTION – B

- Instructions :**
- 1) Use **blue/black** ball point pen only.
 - 2) **Do not** write anything on the **blank portion of the question paper**. If written anything, such type of act will be considered as an attempt to resort to unfair means.
 - 3) **All** questions are **compulsory**.
 - 4) The number to the **right** indicates **full** marks.
 - 5) Draw diagrams **wherever** necessary.
 - 6) Distribution of syllabus in Question Paper is only meant to cover entire syllabus within the stipulated frame. The Question paper pattern is a mere guideline. Questions can be asked from any paper's syllabus into any question paper. Students cannot claim that the Question is out of syllabus. As it is only for the placement sake, the distribution has been done.
 - 7) Use a common answerbook for **all** sections.

SECTION – A (40 Marks)

(SAQ)

(GENERAL SURGERY)

1. Short answer question (any five out of six) : (5×3=15)
- a) Glasgow Coma Scale.
 - b) Factors affecting wound healing.
 - c) Metabolic Acidosis.
 - d) Fissure In Ano.
 - e) Positions of Appendix & their importance.
 - f) 'Rule of Nine' in Burns Area Estimation.

P.T.O.

63921



2. Short answer question (**any five** out of six) :

(5×5=25)

- a) Intercostal Drainage.
- b) Dry Gangrene.
- c) Complications of Mastectomy.
- d) Types of Below Knee Amputations.
- e) Symptoms of Cholecystitis.
- f) Hematuria.

SECTION – B (40 Marks)
(SAQ)
(ORTHOPAEDICS)

3. Short answer question (**any five** out of six) :

(5×3=15)

- a) Salter Harris classification of physeal injury.
- b) De Quervain's disease.
- c) Post operative rehabilitation protocol for anterior cruciate ligament reconstruction.
- d) Complications of supracondylar fracture of humerus in children.
- e) Foot drop.
- f) Bennet's fracture dislocation.

4. Short answer question (**any five** out of six) :

(5×5=25)

- a) Osteochondroma.
 - b) Clinical presentation and management of frozen shoulder.
 - c) Define osteoporosis. Describe its causes and management.
 - d) Describe pathogenesis and clinical presentation of dorsal Koch's spine.
 - e) Chronic osteomyelitis.
 - f) Describe clinical features and management of Rheumatoid hand.
-



51311 B

Third B.P.Th. (2012) Examination, Summer 2018
SURGERY (Orthopaedics) – II

Total Duration : 2 Hours

Total Marks : 40

- Instructions :**
- 1) Use **blue/black** ball point pen only.
 - 2) **Do not** write anything on the **blank portion of the question paper**. If written anything, such type of act will be considered as an attempt to resort to unfair means.
 - 3) **All** questions are **compulsory**.
 - 4) The number to the **right** indicates **full** marks.
 - 5) Draw diagrams **wherever** necessary.
 - 6) Distribution of syllabus in Question Paper is only meant to cover entire syllabus within the stipulated frame. The Question paper pattern is a mere guideline. Questions can be asked from any paper's syllabus into any question paper. Students cannot claim that the Question is out of syllabus. As it is only for the placement sake, the distribution has been done.
 - 7) Use a common answerbook for **all** sections.

1. Short answer question (**any five** out of six) : (5×3=15)
 - a) Enumerate six immediate and early complications of fracture.
 - b) Define compound(open) fracture. Write classification of compound fractures.
 - c) Describe nerve conduction study.
 - d) Enumerate signs and symptoms of anterior shoulder dislocation.
 - e) Define osteoporosis. Enumerate various causes of osteoporosis.
 - f) Describe clinical features and management of Carpal tunnel syndrome.

2. Short answer question (**any five** out of six) : (5×5=25)
 - a) Describe pathophysiology, clinical presentation and management of acute osteomyelitis in children.
 - b) Describe clinical features of tuberculosis of hip joint.
 - c) Enumerate the components of clubfoot deformity. Describe treatment of 2 months old child with clubfoot.
 - d) Describe clinical presentation and management of Lumbar canal stenosis.
 - e) Enumerate malignant bone tumours. Describe clinico radiological features and treatment of osteosarcoma.
 - f) Describe rehabilitation of patient with paraplegia.



63921

**Third B.P.Th. (Revised) Examination, Summer 2017
GENERAL SURGERY**

Total Duration : Section A + B = 3 Hours

Total Marks : 80

SECTION – A & SECTION – B

- Instructions :**
- 1) Use **blue/black** ball point pen only.
 - 2) **Do not** write anything on the **blank portion of the question paper**. If written anything, such type of act will be considered as an attempt to resort to unfair means.
 - 3) **All** questions are **compulsory**.
 - 4) The number to the **right** indicates **full** marks.
 - 5) Draw diagrams **wherever** necessary.
 - 6) Distribution of syllabus in Question Paper is only meant to cover entire syllabus within the stipulated frame. The Question paper pattern is a mere guideline. Questions can be asked from any paper's syllabus into any question paper. Students cannot claim that the Question is out of syllabus. As it is only for the placement sake, the distribution has been done.
 - 7) Use a common answerbook for **all** Sections.

SECTION – A SAQ (40 Marks)

(GENERAL SURGERY)

1. Short answer question (**any five** out of six) : (5×3=15)
 - a) Goiter classification
 - b) Glasgow Coma Scale
 - c) Classification of Fistula in Ano
 - d) Types of Below Knee Amputation
 - e) Undescended Testis
 - f) Positions of Appendix and their importance.

2. Short answer question (**any five** out of six) : (5×5=25)
 - a) Intercostal Drainage.
 - b) Reynaud's Phenomenon and disease.
 - c) Venous Thrombosis.
 - d) Classification of Gangrene and its management.
 - e) Cleft Lip, its types and management.
 - f) Blunt chest trauma management.

P.T.O.

63921



SECTION – B SAQ (40 Marks)
(ORTHOPAEDICS)

3. Short answer question (**any five** out of six) :

(5×3=15)

- a) Write short note on Thomas splint.
- b) What is sprain ? What are types of sprains ?
- c) Describe causes and management of tardy ulnar nerve palsy.
- d) Describe causes and treatment of non-union of fracture.
- e) Describe treatment of intracapsular fracture neck femur.
- f) Describe clinical and radiological features of osteosarcoma.

4. Short answer question (**any five** out of six) :

(5×5=25)

- a) Describe clinical features of L 4-5 prolapsed inter-vertebral disc.
 - b) Describe various treatment modalities of osteoarthritis of knee.
 - c) Describe aetiopathogenesis and clinical presentation of acute osteomyelitis.
 - d) Describe treatment of Clubfoot in 1 month old child.
 - e) Write short note on treatment of recurrent anterior shoulder dislocation.
 - f) Describe clinical tests for diagnosis of anterior cruciate ligament injury.
-



51311 B

**Third B.P.Th. (2012) Examination, Summer 2017
SURGERY (ORTHOPAEDICS) – II**

Total Duration : 2 Hours

Total Marks : 40

- Instructions :**
- 1) Use **blue/black** ball point pen only.
 - 2) **Do not** write anything on the **blank portion of the question paper**. If written anything, such type of act will be considered as an attempt to resort to unfair means.
 - 3) **All** questions are **compulsory**.
 - 4) The number to the **right** indicates **full** marks.
 - 5) Draw diagrams **wherever** necessary.
 - 6) Distribution of syllabus in Question Paper is only meant to cover entire syllabus within the stipulated frame. The Question paper pattern is a mere guideline. Questions can be asked from any paper's syllabus into any question paper. Students cannot claim that the Question is out of syllabus. As it is only for the placement sake, the distribution has been done.
 - 7) **Use** a common answer book for **all** Sections.

1. Short answer question (**any five** out of six) : (5×3=15)
 - a) Define fracture. Write causes of pathological fractures.
 - b) What is sprain ? What are types of sprains ?
 - c) Describe clinical features of compartment syndrome of forearm.
 - d) Describe electromyography.
 - e) Describe various classifications of peripheral nerve injury.
 - f) Enumerate complications of Supracondylar fracture of humerus in children.

2. Short answer question (**any five** out of six) : (5×5=25)
 - a) Classify fracture neck of femur. Describe clinical features and management of intertrochanteric fracture neck of femur.
 - b) Describe pathophysiology, clinical presentation and treatment of acute osteomyelitis in children.
 - c) Describe clinical presentation and Ponseti's method for treatment of clubfoot.
 - d) Describe clinical features and treatment of osteochondroma.
 - e) Enumerate causes of low back pain. Describe clinical presentation and conservative treatment of prolapsed lumbar inter vertebral disc.
 - f) What is Tennis elbow ? Describe its clinical features and treatment.

Third B.P.Th. (2012) Examination, Summer 2017
SURGERY – I

Total Duration : 2 Hours

Total Marks : 40

- Instructions :**
- 1) Use **blue/black** ball point pen only.
 - 2) Do not write anything on the **blank portion of the question paper**. If written anything, such type of act will be considered as an attempt to resort to unfair means.
 - 3) **All questions are compulsory.**
 - 4) The number to the **right** indicates **full** marks.
 - 5) Draw diagrams **wherever** necessary.
 - 6) Distribution of syllabus in Question Paper is only meant to cover entire syllabus within the stipulated frame. The Question paper pattern is a mere guideline. Questions can be asked from any paper's syllabus into any question paper. Students cannot claim that the Question is out of syllabus. As it is only for the placement sake, the distribution has been done.
 - 7) **Use** a common answerbook for **all** sections.

1. Short answer question (**any five** out of six) :

(5×3=15)

- a) Describe Indications and complications of thoracotomy.
- b) Write in short about wound infection and its management.
- c) Glasgow Coma Scale in head Injury.
- d) Complications of pulmonary resectional surgery.
- e) Management of Hypertrophic scar.
- f) Describe the Burst abdomen and its management.

2. Short answer question (**any five** out of six) :

(5×5=25)

- a) Key points in management of subdural Hematoma.
- b) Define cellulitis, write in brief about skin grafting.
- c) Describe in brief about various tendon injuries with management.
- d) Describe various Post-operative complications.
- e) Post-operative management after Neurosurgery.
- f) Write different types and sites of Amputation with complications.



51311 B

**Third B.P.Th. (2012) Examination, Winter 2016
SURGERY (ORTHOPAEDICS) – II**

Total Duration : 2 Hours

Total Marks : 40

- Instructions :**
- 1) Use **blue/black** ball point pen **only**.
 - 2) **Do not** write anything on the **blank portion of the question paper**. If written anything, such type of act will be considered as an attempt to resort to unfair means.
 - 3) **All** questions are **compulsory**.
 - 4) The number to the **right** indicates **full** marks.
 - 5) Draw diagrams **wherever** necessary.
 - 6) Distribution of syllabus in Question Paper is only meant to cover entire syllabus within the stipulated frame. The Question paper pattern is a mere guideline. Questions can be asked from any paper's syllabus into any question paper. Students cannot claim that the Question is out of syllabus. As it is only for the placement sake, the distribution has been done.
 - 7) Use a common answerbook for **all** Sections.

1. Short answer question (**any five** out of six) : **(5×3=15)**
 - a) Enumerate symptoms and signs of fracture of long bone.
 - b) Describe clinical features of compartment syndrome of forearm.
 - c) Describe nerve conduction study.
 - d) Describe clinical tests for diagnosis of acute anterior shoulder dislocation.
 - e) Describe complications of intracapsular fracture neck femur.
 - f) Describe clinical features of tuberculosis of hip joint.

2. Short answer question (**any five** out of six) : **(5×5=25)**
 - a) Describe treatment of Developmental dysplasia of hip in 3 months old child.
 - b) Describe clinical features and treatment of osteoclastoma.
 - c) Describe rehabilitation of patient with paraplegia.
 - d) Describe clinical and radiological features of rheumatoid arthritis.
 - e) Describe clinical presentation and management of carpal tunnel syndrome.
 - f) Describe clinical and radiological features of rickets.



63921

**Third B.P.T.H. (Revised) Examination, Summer 2016
SURGERY**

Total Duration : Section A + B = 3 Hours

Total Marks : 80

SECTION – A & SECTION – B

- Instructions :**
- 1) Use **blue/black** ball point pen only.
 - 2) Do not write anything on the **blank portion of the question paper**. If written anything such type of act will be considered as an attempt to resort to unfair means.
 - 3) **All** questions are **compulsory**.
 - 4) The number to the **right** indicates **full** marks.
 - 5) Draw diagrams **wherever** necessary.
 - 6) Distribution of syllabus in Question Paper is only meant to cover entire syllabus within the stipulated frame. The Question paper pattern is a mere guideline. Questions can be asked from any paper's syllabus into any question paper. Students cannot claim that the Question is out of syllabus. As it is only for the placement sake, the distribution has been done.
 - 7) **Use** a common answerbook for **all** Sections.

SECTION – A

(40 Marks)

SAQ

(GENERAL SURGERY)

1. Short answer question (**any five** out of six) : **(5×3=15)**
 - a) Subdural Haematoma-investigations and management.
 - b) Symptoms of Peptic Ulcer Disease.
 - c) Below knee amputation-indications and rehabilitation.
 - d) Define Goiter and discuss causes of Goiter.
 - e) Tracheostomy-indications and care.
 - f) Differences between keloid and hypertrophic scar.
2. Short answer question (**any five** out of six) : **(5×5=25)**
 - a) Tension Pneumothorax.
 - b) Tetralogy of Fallot.

P.T.O.

63921



- c) Define and classify Gangrene. How will you manage a patient with dry gangrene of great toe ?
- d) Video Assisted Thoracic Surgery.
- e) Lung Function Tests.
- f) Bronchopleural fistula-investigations and management.

SECTION – B
SAQ
(ORTHOPAEDICS)

(40 Marks)

3. Short answer question (**any five** out of six) :


(5x3=15)

- a) Classification of compound fractures.
- b) What is Volkmann's Ischaemic contracture ? Enumerate clinical features.
- c) Tardy ulnar nerve palsy.
- d) Describe classification and treatment of Monteggia fracture dislocation.
- e) Describe clinical features of Tuberculosis of hip joint.
- f) Describe treatment of Developmental dysplasia of Hip in 3 month old child.

4. Short answer question (**any five** out of six) :

(5x5=25)

- a) Classify meniscal injuries and write down treatment of medial meniscus injury of knee.
- b) Describe classification of shoulder dislocation. Describe clinical features, treatment of acute anterior shoulder dislocation.
- c) Describe clinical features, treatment and complications of fracture shaft femur in children.
- d) Describe aetiopathogenesis, clinical features and treatment of osteochondroma.
- e) Describe pathophysiology and clinical features of rheumatoid arthritis.
- f) Classify rickets. Describe treatment of rickets in 10 year old child.



51311 B

Third B.P.Th. (2012) Examination, Summer 2016
SURGERY (Orthopaedics) – II

Total Duration : 2 Hours

Total Marks : 40

- Instructions :**
- 1) Use **blue/black** ball point pen only.
 - 2) Do not write anything on the **blank portion of the question paper**. If written anything, such type of act will be considered as an attempt to resort to unfair means.
 - 3) **All questions are compulsory.**
 - 4) The number to the **right** indicates **full** marks.
 - 5) Draw diagrams **wherever** necessary.
 - 6) Distribution of syllabus in Question Paper is only meant to cover entire syllabus within the stipulated frame. The Question paper pattern is a mere guideline. Questions can be asked from any paper's syllabus into any question paper. Students cannot claim that the Question is out of syllabus. As it is only for the placement sake, the distribution has been done.
 - 7) **Use** a common answerbook for **all** Sections.

1. Short answer question (**any five** out of six) : **(5×3=15)**
- a) Tennis elbow
 - b) Saturday night palsy
 - c) Stages of fracture healing
 - d) Acute osteomyelitis
 - e) Thomas splint
 - f) Short wave diathermy.

- Short answer question (**any five** out of six) : **(5×5=25)**
- a) Describe clinicoradiological features of Osteogenic sarcoma. How will you manage a case of osteogenic sarcoma of distal femur in a 30 yrs. male ?
 - b) Pathophysiology and management of Compartment syndrome.
 - c) Describe various types of shoulder dislocation. How will you manage acute anterior shoulder dislocation ?
 - d) Clinical features and management of Pott's spine.
 - e) Classify fracture neck of femur. How will you manage 70 yrs. female patient having intracapsular fracture neck of femur ?
 - f) Describe anatomy of Anterior cruciate ligament. Describe rehabilitation protocol in a patient of operated anterior cruciate ligament.

Third B.P.Th. (2012) Examination, Summer 2016
SURGERY – I

Total Duration : 2 Hours

Total Marks : 40

- Instructions:**
- 1) Use **blue/black** ball point pen only.
 - 2) Do not write anything on the **blank portion of the question paper**. If written anything, such type of act will be considered as an attempt to resort to unfair means.
 - 3) **All** questions are **compulsory**.
 - 4) The number to the **right** indicates **full** marks.
 - 5) Draw diagrams **wherever** necessary.
 - 6) Distribution of syllabus in Question Paper is only meant to cover entire syllabus within the stipulated frame. The Question paper pattern is a mere guideline. Questions can be asked from any paper's syllabus into any question paper. Students cannot claim that the Question is out of syllabus. As it is only for the placement sake, the distribution has been done.
 - 7) **Use** a common answerbook for **all** sections.

- 1, Short answer question (**any five** out of six) : (5×3=15)
 - a) Describe postoperative complications of abdominal surgery and there management.
 - b) Management of post-mastectomy arm oedema.
 - c) Management of post burn contractures.
 - d) Differentiate between hypertrophied scar and keloids.
 - e) Define ulcer. Its parts with diagram and classification of ulcers.
 - f) Carbuncle.

- 2, Short answer question (**any five** out of six) : (5×5=25)
 - a) Classify hemorrhagic shock and its management.
 - b) Indications of thoracotomy and management of flail chest.
 - c) Define Burger's disease and its management.
 - d) Prevention and management of Deep Venous Thrombosis (DVT).
 - e) Indications and complications of CABG.
 - f) Define gangrene and differentiate between dry and wet gangrene.



51311 A

Third B.P.Th. (2012) Examination, Winter 2016
SURGERY – I

Total Duration : 2 Hours

Total Marks : 40

- Instructions :**
- 1) Use **blue/black** ball point pen only.
 - 2) **Do not** write anything on the **blank portion of the question paper**. If written anything, such type of act will be considered as an attempt to resort to unfair means.
 - 3) **All** questions are **compulsory**.
 - 4) The number to the **right** indicates **full** marks.
 - 5) Draw diagrams **wherever** necessary.
 - 6) Distribution of syllabus in Question Paper is only meant to cover entire syllabus within the stipulated frame. The Question paper pattern is a mere guideline. Questions can be asked from any paper's syllabus into any question paper. Students cannot claim that the Question is out of syllabus. As it is only for the placement sake, the distribution has been done.
 - 7) **Use** a common answerbook for **all** Section.

1. Short answer question (**any five** out of six) :

(5×3=15)

- a) Subdural Hematoma.
- b) Ulcer discharges.
- c) Wound healing ladder.
- d) Dermoid cyst.
- e) Components of mastectomy.
- f) Pilonidal sinus.

2. Short answer question (**any five** out of six) :

(5×5=25)

- a) Fistula in Ano.
- b) Hernia surgeries.
- c) Thyroglossal cyst.
- d) Thoracotomy.
- e) Polytrauma Management.
- f) Splenectomy complications.

30/5/15



51311 B

Third B.P.Th. (2012) Examination, Summer 2015
SURGERY – II

Total Duration : 2 Hours

Total Marks : 40

- Instructions :**
- 1) Use **blue/black** ball point pen only.
 - 2) Do not write anything on the **blank portion of the question paper**. If written anything, such type of act will be considered as an attempt to resort to unfair means.
 - 3) **All** questions are **compulsory**.
 - 4) The number to the **right** indicates **full** marks.
 - 5) Draw diagrams **wherever** necessary.
 - 6) Distribution of syllabus in Question Paper is only meant to cover entire syllabus within the stipulated frame. The Question paper pattern is a mere guideline. Questions can be asked from any paper's syllabus into any question paper. Students cannot claim that the Question is out of syllabus. As it is only for the placement sake, the distribution has been done.
 - 7) **Use** a common answer book for **all** Sections.

1. Short answer question (**any five** out of six) : **3** (5×3=15)
 - a) Describe management of Colles's fracture.
 - b) Describe various causes of Nonunion of tibia. Describe its management.
 - c) Chronic osteomyelitis. Describe various causes and management.
 - d) Describe Ideal stump in below knee amputation.
 - e) Describe various causes and management of recurrent dislocation of shoulder.
 - f) Describe etio pathology and management of Potts spine.

2. Short answer question (**any five** out of six) : **5** (5×5=25)
 - a) Describe pathology and management of Ewing's Sarcoma.
 - b) Describe causes and management of Carpel tunnel syndrome.
 - c) Describe various causes and management of Tennis elbow.
 - d) Describe various causes of Aneurysmal bone cyst and its management.
 - e) Describe various causes and complications of Fracture patella.
 - f) Describe various indications of Bone grafting. Describe in brief about Ilizarov's Procedure.



51311B

Third B.P.Th. 2012, Winter 2015

SURGERY-II
(Orthopaedics)

Total Duration = 2 Hours

Total Marks : 40

Instructions:

- 1) Use **blue/black** ball point pen only.
- 2) **Do not** write anything on the **blank portion of the question paper**. If written anything, such type of act will be considered as an attempt to resort to unfair means.
- 3) **All** questions are **compulsory**.
- 4) The number to the **right** indicates **full** marks.
- 5) Draw diagrams **wherever** necessary.
- 6) Distribution of syllabus in Question Paper is only meant to cover entire syllabus within the stipulated frame. The Question paper pattern is a mere guideline. Questions can be asked from any paper's syllabus into any question paper. Students cannot claim that the Question is out of syllabus. As it is only for the placement sake, the distribution has been done.
- 7) Use a common answer book for **all** section.

1. Short answer question (**any five** out of six) :

(5x3=15)

- a) Write classification of long bone fractures.
- b) Claw hand.
- c) Describe complications of posterior dislocation of hip joint.
- d) Chronic osteomyelitis.
- e) Describe treatment of Developmental dysplasia of hip in 3 months old child.
- f) Osteochondroma.

2. Short answer question (**any five** out of six) :

(5x5=25)

- * a) Write difference between upper and lower motor neuron lesions. *BA*
- b) Describe clinico radiological features and management of ankylosing spondylitis.
- c) Describe clinico radiological features and treatment of rickets in 5 years old child.
- d) Describe vascular anatomy of the head of femur. Describe aetiology, clinical presentation and management of avascular necrosis of femoral head.
- e) Describe classification and treatment of intracapsular fracture neck femur in adults.
- f) Describe clinical features and treatment of medial collateral ligament injury of knee joint.



Third BPTH (Revised), Winter 2015
General Surgery

Total Duration : Section A + B = 3 Hours

Total Marks : 80

Section - A & Section - B

Instructions:

- 1) Use blue/black ball point pen only.
- 2) Do not write anything on the **blank portion of the question paper**. If written anything, such type of act will be considered as an attempt to resort to unfair means.
- 3) **All** questions are **compulsory**.
- 4) The number to the **right** indicates **full** marks.
- 5) Draw diagrams **wherever** necessary.
- 6) Distribution of syllabus in Question Paper is only meant to cover entire syllabus within the stipulated frame. The Question paper pattern is a mere guideline. Questions can be asked from any paper's syllabus into any question paper. Students cannot claim that the Question is out of syllabus. As it is only for the placement sake, the distribution has been done.
- 7) Use a common answerbook for all sections.

Section "A" SAQ (40 Marks)
(General Surgery)

1. Short answer question (**any five** out of six) :

(5x3=15)

- a) Hyponatraemia. ✓
- b) Wallace's rule of nine. ✓
- c) Split thickness skin graft. ✓
- d) Stages of wound healing. ✓
- e) Extradural haematoma. ✓
- f) Atrial septal defect. ✓

2. Short answer question (**any five** out of six) :

(5x5=25)

- a) Define ulcer and describe types of ulcers. ✓
- b) Enumerate different types of shock. Discuss management of septic shock. ✓
- c) Management of Burger's disease. ✓
- d) Complications of modified radical mastectomy. ✓
- e) Describe types of lower limb amputations. ✓
- f) Describe various incisions of Thoracotomy. ✓

P.T.O.

63921



Section "B" SAQ (40 Marks)
(Orthopaedics)

3. Short answer question (**any five** out of six) :

(5x3=15)

- a) Ankylosing spondylitis.
- b) Diagnosis of Developmental Dysplasia of Hip.
- c) Osteochondroma.
- d) Total Hip Replacement.
- e) Tennis Elbow.
- f) Chronic Osteomyelitis.

4. Short answer question (**any five** out of six) :

(5x5=25)

- a) Tuberculosis of Hip.
- b) Supracondylar fracture of humerus in children.
- c) Prolapsed intervertebral disc L4-5.
- d) Classification, diagnosis and management of intracapsular fracture neck of femur.
- e) Rheumatoid arthritis.
- f) Classification and principles of management of Peripheral Nerve Injury.

2815/15



51311A

Third BPTH (2012) Examination, Summer 2015
SURGERY – I

Total Duration : 2 Hours

Total Marks : 40

- Instructions :**
- 1) Use **blue/black** ball point pen only.
 - 2) **Do not** write anything on the **blank portion of the question paper**. If written anything, such type of act will be considered as an attempt to resort to unfair means.
 - 3) **All** questions are **compulsory**.
 - 4) The number to the **right** indicates **full** marks.
 - 5) Draw diagrams **wherever** necessary.
 - 6) Distribution of syllabus in Question Paper is only meant to cover entire syllabus within the stipulated frame. The Question paper pattern is a mere guideline. Questions can be asked from any paper's syllabus into any question paper. Students cannot claim that the Question is out of syllabus. As it is only for the placement sake, the distribution has been done.
 - 7) **Use** a common answer book for **all** Sections.

1. Short answer question (**any five** out of six) : (5×3=15)
 - a) Classifications of Wound.
 - b) Classification of shock.
 - c) Minimally invasive surgery.
 - d) Hypokalemia.
 - e) Causes of Burns.
 - f) Clinical features of Deep Venous Thrombosis.

2. Short answer question (**any five** out of six) : (5×5=25)
 - a) Classify Head injuries and differentiate between Subdural and Extradural Hematoma.
 - b) Cardiac Tamponade.
 - c) Classify different types of skin grafts and flaps, give various indications of skin grafts and flaps.
 - d) Classify hernias and discuss various types of hernia repair surgeries.
 - e) Components and complications of Modified Radical Mastectomy.
 - f) Gangrene of foot - clinical features and management.



51311A

Third BPTH (2012), Winter 2015

Surgery-I

Total Duration = 2 Hours

Total Marks : 40

Instructions:

- 1) Use blue/black ball point pen only.
- 2) Do not write anything on the **blank portion of the question paper**. If written anything, such type of act will be considered as an attempt to resort to unfair means.
- 3) **All** questions are **compulsory**.
- 4) The number to the **right** indicates **full** marks.
- 5) Draw diagrams **wherever** necessary.
- 6) Distribution of syllabus in Question Paper is only meant to cover entire syllabus within the stipulated frame. The Question paper pattern is a mere guideline. Questions can be asked from any paper's syllabus into any question paper. Students cannot claim that the Question is out of syllabus. As it is only for the placement sake, the distribution has been done.
- 7) Use a common answerbook for all sections.

1. Short answer question (**any five** out of six) :

5x3=15


- a) Describe various discharges from an ulcer. ✓
- b) Lucid Interval in Head Injury patient. ✓
- c) Dry Gangrene. ✓
- d) Investigations in burns. ✓
- e) Complications of Modified Radical Mastectomy. ✓
- f) Enumerate various abdominal incisions. ✓

2. Short answer question (**any five** out of six) :

5x5=25

- a) Subdural Hematoma and its management. ✓
- b) Indications and types of lower limb amputations. ✓
- c) Thoracotomy -Describe Indications and complications of them in brief. ✓
- d) Tetralogy of Fallot. ✓
- e) What is difference between keloid and hypertrophic scar? Describe management of keloid over chest. ✓
- f) Hyperkalemia causes and management. ✓

✗



63921

**Third B.P.Th. (Revised) Examination, Summer 2014
SURGERY**

Total Duration : Section A + B + C = 3 Hours

Section B & C Marks : 60

SECTION – B & SECTION – C

- Instructions :**
- 1) Use **blue/black** ball point pen only.
 - 2) Do not write anything on the **blank portion of the question paper**. If written anything such type of act will be considered as an attempt to resort to unfair means.
 - 3) **All** questions are **compulsory**.
 - 4) The number to the **right** indicates **full** marks.
 - 5) Draw diagrams **wherever** necessary.
 - 6) Distribution of syllabus in Question Paper is only meant to cover entire syllabus within the stipulated frame. The Question paper pattern is a mere guideline. Questions can be asked from any paper's syllabus into any question paper. Students cannot claim that the Question is out of syllabus. As it is only for the placement sake, the distribution has been done.
 - 7) **Use** a common answer book for **all** Sections.

SECTION – B

(30 Marks)

General Surgery

2. Answer the following (**any five** out of six) :

(5x3=15)

- a) Subdural haematoma. ✓
- b) Clinical features and management of peripheral arterial disease. ✓
- c) Indications and complications of modified radical mastectomy. ✓
- d) Reconstruction after modified radical mastectomy.
- e) Causes and management of septicemic shock. ✓
- f) Carbuncle and its management. ✓

P.T.O.

63921



3. Answer the following (**any three** out of five) :

(3x5=15)

- a) Complications and care after pneumonectomy.
- b) Tetralogy of Fallot.
- c) Describe thoracic outlet syndrome and management of Reynolds disease.
- d) Classify vascular grafts and management of aortoiliac disease.

SECTION - C

(30 Marks)

Orthopaedics

4. Answer the following (**any five** out of six) : 3

(5x3=15)

- a) Enumerate clinical and radiological features of rickets.
- b) Describe stages of bone healing with suitable diagrams.
- c) Enumerate immediate and late complications of fracture neck femur. ✓
- d) Clinical feature and management for CTEV in newborn baby.
- e) Clinical features and treatment modalities in Tennis Elbow.
- f) Management of Obstetric Erbs Palsy.

5. Answer the following (**any three** out of four) : 5

(3x5=15)

- a) Describe clinical features and management of Degenerative Osteoarthritis.
- b) Describe briefly blood supply of femoral head and causes and clinical features of AVN of femoral head. ✓
- c) Clinical features and management of Compartment syndrome.
- d) Describe briefly clinical features of Potts paraplegia and its management.

out of 3 (5)

(3)

out of 5



63701

Third B.P.Th. (New) Examination, Summer 2014
GENERAL SURGERY AND ORTHOPAEDICS

Total Duration : Section A + B + C = 3 Hours

Section B & C Marks : 60

SECTION – B & SECTION – C

- Instructions :**
- 1) Use **blue/black** ball point pen only.
 - 2) Do not write anything on the **blank portion of the question paper**. If written anything such type of act will be considered as an attempt to resort to unfair means.
 - 3) **All questions are compulsory.**
 - 4) The number to the **right** indicates **full** marks.
 - 5) Draw diagrams **wherever** necessary.
 - 6) Distribution of syllabus in Question Paper is only meant to cover entire syllabus within the stipulated frame. The Question paper pattern is a mere guideline. Questions can be asked from any paper's syllabus into any question paper. Students cannot claim that the Question is out of syllabus. As it is only for the placement sake, the distribution has been done.
 - 7) **Use a common answer book for all Sections.**

SECTION – B

(30 Marks)

General Surgery

2. Answer the following (**any five** out of six) :

(5×3=15)

- a) Ganglion ✓
- b) Decubitus ulcer ✓
- c) Complications of radical mastectomy ✓
- d) Burns classification ✓
- e) Metabolic acidosis ✓
- f) Types of amputations. ✓

3. Answer the following (**any three** out of four) :

(3×5=15)

- a) Indications and complications of thoracotomy ✓
- b) Tetralogy of Fallot ✓
- c) Varicose veins-etio-pathology and treatment options
- d) Buerger's disease.

P.T.O.

63701



SECTION – C
Orthopaedics

(30 Marks)

4. Answer the following (**any five** out of six) : (5×3=15)
- a) Causes and pathology of joint stiffness. ✓
 - b) Thomas splint ✓
 - c) Treatment of fracture neck of femur. ✓
 - d) Total knee replacement. ✓
 - e) Conservative management of Congenital Talipes Equino-Varus.
 - f) Compartment Syndrome
5. Answer the following (**any three** out of four) : (3×5=15)
- a) Enumerate causes of low back pain. Types, clinical features and management in short of herniated nucleus pulposus.
 - b) Clinical features, investigations, treatment and rehabilitation of median nerve injury.
 - c) Clinical features and management of Developmental Dysplasia of Hip.
 - d) Classification and management of compound fractures.
-

Oct / Nov 2013



R 63921

**Third B.P.Th. (Revised) Examination, Winter 2013
SURGERY**

Total Duration : Section A + B + C = 3 Hours

Section B & C Marks : 60

SECTION – B & SECTION – C

- Instructions :**
- 1) **All questions are compulsory.**
 - 2) **The number to the right indicates full marks.**
 - 3) **Draw diagrams wherever necessary.**
 - 4) **Do not write anything on the blank portion of the question paper. If written anything, such type act will be considered as an attempt to resort to unfair means.**

SECTION – B

(30 Marks)

Surgery

2. Answer the following (any five out of six) :

(5×3=15)

- a) Glasgow coma scale. ✓
- b) Appendicitis. ✓
- c) Types of amputations. ✓
- d) Causes of goitre. ✓
- e) Fissure-in-ano. ✓
- f) Hypospadias. ✓

3. Answer the following (any three out of four) :

(3×5=15)

- a) Inter-costal drainage. ✓
- b) Deep venous thrombosis. ✓
- c) Wet gangrene and its management. ✓
- d) Thoracotomy. ✓

P.T.O.



SECTION – C

(30 M

Orthopaedics

4. Answer the following (**any five** out of six) : (5x)
- a) Thomas splint.
 - b) Indication of amputation.
 - c) Causes of avascular necrosis of femoral head.
 - d) Giant cell tumor.
 - e) Complication of supracondylar fracture of humerus.
 - f) Radiological feature and medical management of Rickets.
5. Answer the following (**any three** out of four) : (3x)
- a) Stages of bone healing.
 - b) Definition, displacement and complications of colles fracture.
 - c) Radiological feature and management of chronic osteomyelitis.
 - d) Volkamanns ischaemic contracture.
-

Third BPTH (Revised) Examination, Summer 2013

SURGERY

Total Duration: Section A + B + C = 3 Hours

Section B + C Marks: 60

SECTION - B AND SECTION - C

Instruction 1) Use **blue/black** ball point pen only.2) **Do not** write anything on the **blank portion of the question paper**. If written anything, such type of act will be considered as an attempt to resort to unfair means.3) **All** questions are **compulsory**.4) The number to the **right** indicates **full** marks.5) Draw diagrams **wherever** necessary.

SECTION - B

(30 Marks)

GENERAL SURGERY

(5x3=15)

2. Answer the following (**any five** out of six) :

- a) achalasia cardia. ✓
- b) gall stones.
- c) renal tuberculosis.
- d) peptic ulcer disease.
- e) breast reconstruction.
- f) subdural hematoma.

(3x5=15)

3. Answer the following (**any three** out of four) :

- a) venous ulcer. ✓
- b) chest trauma-treatment. ✓
- c) management of gangrene of foot. ✓
- d) tetralogy of fallot. ✓

SECTION - C

(30 Marks)

ORTHOPAEDICS

(5x3=15)

4. Answer the following (**any five** out of six) :

- a) write short notes on cartilage & its types in human body.
- b) write short note on pathophysiology of Rheumatoid Arthritis.
- c) current treatment methods in CTEV.
- d) describe monteggia fracture in adult.
- e) Anterior shoulder dislocation and its management.
- f) Thomas splint.


(P.T.O.)




(3x5=15)

5. Answer the following (**any three** out of four) :

- a) pathophysiology of fracture healing.
- b) Brachial plexus injuries during birth.
- c) volkmans ischemic contracture and its management.
- d) chronic osteomyelitis.





63301

Third B.P.Th. (Old) Examination, Summer 2013
GENERAL SURGERY AND ORTHOPAEDICS

Total Duration: Section A + B + C = 3 Hours

Section B & C Marks: 60

SECTION – B & SECTION – C

- Instructions:** 1) *All questions are compulsory.*
2) *The number to the right indicates full marks.*
3) *Draw diagrams wherever necessary.*
4) *Do not write anything on the blank portion of the question paper. If written anything, such type of act will be considered as an attempt to resort to unfair means.*

SECTION – B

General Surgery

2. Answer the following (any five out of six)

(5×3=15)

- a) Enumerate the complications of Amputation ✓
- b) Extradural hematoma ✓
- c) Management of diabetic foot ulcer ✓
- d) Management incisional hernia ✓
- e) Differentiate between Keloid and Hypertrophic scar ✓
- f) Electrical burns. ✓

3. Answer the following (any three out of four) :

(3×5=15)

- a) Describe Empyema thoracis and its management ✓
- b) Clinical features and treatment of Buerger's disease ✓
- c) Describe Radical mastectomy and its complications ✓
- d) Classify shock and describe Cardiogenic shock. ✓

P.T.O.

63301



SECTION – C

Orthopaedics

4. Discuss clinical picture and management of Talipes Equino Varus (CTEV). (1×15=15)
5. a) Describe clinical features of fresh femoral trans cervical fracture. Describe its management in 40 year old active labourer. (1×15=15)

OR

- b) Discuss pathology, X-ray picture and treatment of osteosarcoma.



63701

A

Third BPTH (New) Summer-2013 Examination

GENERAL SURGERY AND ORTHOPAEDICS

Total Duration: Section A + B + C = 3 Hours

Section B + C Marks: 60

SECTION - B AND SECTION - C

Instruction 1) Use **blue/black** ball point pen only.

2) **Do not** write anything on the **blank portion of the question paper**. If written anything, such type of act will be considered as an attempt to resort to unfair means.

3) **All** questions are **compulsory**.

4) The number to the **right** indicates **full** marks.

5) Draw diagrams **wherever** necessary.

SECTION - B

(30 Marks)

GENERAL SURGERY

2. Answer the following (**any five** out of six) :

(5x3=15)

- a) thyrotoxicosis. ✓
- b) colostomy. ✓
- c) classify hernia. ✓
- d) complications of Modified Radical Mastectomy. ✓
- e) extra-dural hematoma. ✓
- f) haemo-pneumothorax. ✓

3. Answer the following (**any three** out of four) :

(3x5=15)

- a) flaps in surgery. ✓
- b) management of urinary bladder stones. ✓
- c) gall stones. ✓
- d) peptic ulcer disease. ✓

SECTION - C

(30 Marks)

ORTHOPAEDICS

4. Answer the following (**any five** out of six) :

(5x3=15)

- a) Enumerate the complications of fracture.
- b) Compartment syndrome.
- c) Colles fracture.
- d) Carpal tunnel syndrome.

(P.T.O.)



63701

- e) Radial nerve palsy.
- f) Sudeks Osteodystrophy.

5. Answer the following (**any three** out of four) :

(3x5=15)

- a) Classification, treatment and enumerate complications of Supracondylar fracture of humerus.
- b) Classification and treatment of Intracapsular fracture neck of femur.
- c) Management of complete paraplegic patient.
- d) Club foot.



R 63701

**Third B.P.Th. (New) Examination, Winter 2013
GENERAL SURGERY & ORTHOPAEDICS**

Total Duration: Section A + B + C = 3 Hours

Section B & C Marks: 60

SECTION – B & SECTION – C

Instructions: 1) **All questions are compulsory.**

2) The number to the **right** indicates **full** marks.

3) **Draw** diagrams wherever **necessary**.

4) Do not write anything on the **blank portion of the question paper**.
If written anything, such type of act will be considered as an attempt
to resort to unfair means.

SECTION – B

General Surgery

(30 Marks)

2. Answer the following (**any five** out of six) :

(5x3=15)

- a) Discuss the aetiology and management of bedsores. ✓
- b) State the differences between split skin grafts and full thickness skin grafts. ✓
- c) Cause and significance of lucid interval. ✓
- d) Enumerate complications of tracheostomy. ✓
- e) Discuss the diagnosis and management of deep venous thrombosis. ✓
- f) Enumerate the complications of acute appendicitis. ✓

3. Answer the following (**any three** out of four) :

(3x5=15)

- a) Describe Median Sternotomy incision for Coronary Artery Bypass Grafting. ✓
- b) State the aetiology, clinical features and management of Patent Ductus Arteriosus. ✓
- c) Describe the operation "Closed Mitral Valvotomy". ✓
- d) Enumerate the complications of Coronary Artery Bypass Grafting. ✓

P.T.O.



SECTION – C
Orthopaedics

(30 Marks)

4. Answer the following (**any five** out of six) : (5x3=15)
- a) Classification and management of the calcaneal fractures.
 - b) Describe management of the flexor tendon injury in Zone 1 of the hand.
 - c) Classification and management of the fractures of the distal end radius. Enumerate its complications.
 - d) Investigations and management of the post traumatic haemarthrosis of the knee. Management of the ACL injury.
 - e) Clinical features and management of the acute osteomyelitis of the right hip in a 1 year old child.
 - f) Clinical features of the posterior interosseous nerve palsy. Write its management.
5. Answer the following (**any three** out of four) : (3x5=15)
- a) Mode of injury, clinical features and management of the intertrochanteric fractures of the femur.
 - b) Classification and complications of fractures of the spine at dorsolumbar spine junction. Management of the post traumatic paraplegia.
 - c) Reconstructive surgeries for hip adduction and knee flexion deformities in a case of cerebral palsy.
 - d) Clinical features and complications of the acute post traumatic compartment syndrome of forearm. Write management of the VIC.
-

63301

Third B.P.Th. (Old) Examination, Winter 2012
GENERAL SURGERY AND ORTHOPAEDICS

Total Duration: Section A + B + C = 3 Hours

Section B & C Marks: 60

SECTION – B & SECTION – C

- Instructions:**
- 1) All questions are compulsory.
 - 2) The number to the right indicates full marks.
 - 3) Draw diagrams wherever necessary.
 - 4) Do not write anything on the blank portion of the question paper. If written anything, such type of act will be considered as an attempt to resort to unfair means.

SECTION – B
(General Surgery)

2. Write short answers (any five out of six): (5×3=15)

- a) Aetiology and prevention of and treatment of Decubitus ulcer (Bed sore)
- b) Complications of Amputations.
- c) Indications of tracheostomy
- d) Prevention and management of post burns contracture.
- e) Investigations for urinary stones.
- f) Myocutaneous flaps.

3. Write short answers (any three out of four): (3×5=15)

- a) Management of Tension Pneumothorax.
- b) Buerger's disease etiology and management
- c) Pulmonary tuberculosis-investigations and management.
- d) Prevention and management of deep vein thrombosis.

SECTION – C
(Orthopaedics)

4. Describe the displacements, diagnosis and management of Colles' fracture. (1×15=15)

5. a) Describe the clinical features and management of tuberculosis spine at T12 - L1 level. (1×15=15)

OR

b) Describe the pathology, clinical features and treatment of giant cell tumour lower end of femur.



63301

Third B.P.Th. (Old) Examination, Summer 2012
GENERAL SURGERY AND ORTHOPAEDICS

Total Duration: Section A + B + C = 3 Hours

Section B & C Marks: 60

SECTION – B & SECTION – C

- Instructions:**
- 1) All questions are **compulsory**.
 - 2) The number to the **right** indicates **full marks**.
 - 3) **Draw diagrams** wherever **necessary**.
 - 4) Do not write anything on the **blank portion of the question paper**. If written anything, such type of act will be considered as an attempt to resort to unfair means.

SECTION – B
(General Surgery)

2. Answer the following (any five out of six) : (5×3=15)
- a) Skin grafts-types and indications of grafting ✓
 - b) Classification of thermal burns and treatment in initial 48 hrs. ✓
 - c) Amputation – complications and stump care. ✓
 - d) Enumerate the clinical features and describe the management of acute appendicitis. ✓
 - e) Define extradural hematoma – clinical features and management. ✓
 - f) Complications of Radical mastectomy. ✓
3. Answer the following (any three out of four) : (3×5=15)
- a) Flail chest – Define, clinical features and treatment ✓
 - b) Role of Physiotherapy in Post CABG patient. ✓
 - c) Write causes and investigations of chronic limb ischemia. ✓
 - d) Varicose veins – Clinical features and treatment. ✓

P.T.O.



SECTION – C
(Orthopaedics)

4. Enumerate causes of Radial Nerve Palsy. Describe investigations to be done in patient with radial nerve injury. Describe treatment for radial nerve injury sustained secondary to fracture of shaft of humerus. (1×15=15)
5. a) Describe etiopathogenesis, radiological features and general principles of management of chronic osteomyelitis of long bone. (1×15=15)

OR

- b) Describe etiopathogenesis, clinical features and general principle of management of Rheumatoid arthritis.
-